

# Hosting a Leadership Conversation

COLLECT THE VOICES OF YOUR COMMUNITY IN 5 STEPS



## 1.) SET THE STAGE

Gather a group of people (it could be 2 or 20)  
Collect their Demographic Information

### DISCUSSION PRINCIPLES:

- ✦ Whoever comes are the right people.
- ✦ Whenever it starts it's the right time.
- ✦ Whenever it's over, it's over.
- ✦ Whatever happens is the only thing that could have.

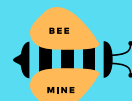
## 2.) GENERATE OR SELECT TOPIC(S) AROUND LEADERSHIP



Select topics that have come up during previous conversations on how to support leaders in our communities or choose your own area(s) for discussion on leadership development



## 3.) CAPTURE YOUR IDEAS




If your group has more than 6 people, set a timer for 6 minutes per topic. People can flutter in and out or pollinate ideas between groups.




Use the included notes page to record the discussion from each group.

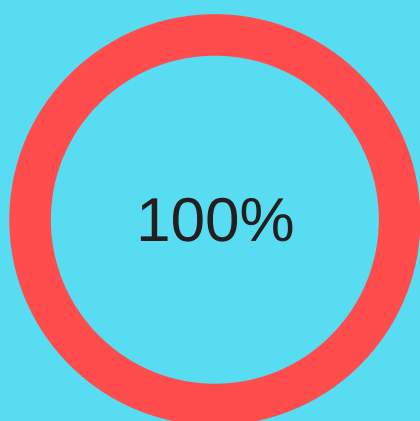
## 4.) SUMMARIZE AND RECOMMEND




Debrief the discussions by creating **ACTIONABLE RECOMMENDATIONS** to submit that could lead to funding decisions. Be sure to include these recommendations in the note pages.



## 5.) SEND US YOUR IDEAS



Visit our Survey Monkey to submit your demographic information, note pages, and your recommendations as .pdf or .jpg files by **September 4th, 2018**



**100% of the ideas that are submitted will be heard!**

FOR MORE INFORMATION ON THE SCC, THE DESIGN TEAM, OPEN SPACES, OR TO REVIEW THE LEADERSHIP SCAN PLEASE VISIT:

[HTTP://WASCC.ORG](http://wascc.org)

Questions: [wascc.grants@gmail.com](mailto:wascc.grants@gmail.com)